










Job Safety Analysis (JSA)

The purpose of a JSA is to help a person know how to perform a task in a safe manner. JSAs are used to describe how to do a task step-by-step, any hazards associated with a task, and controls to mitigate these hazards.

Department:		Picture of Task/Equipment
Job Title:		
Task:		
JSA #:		
Creation Date:		
Revision Date:		

Required Personal Protective Equipment (PPE) (choose all that apply for this task)

<u>Eye Protection</u> 	<u>Protective Clothing</u> 	<u>Hand Protection</u> 	<u>Fall Protection</u> 
<u>Respiratory Protection</u> 	<u>Foot Protection</u> 	<u>Head/Face Protection</u> 	<u>Hearing Protection</u> 
<u>Environment Protection</u> 	<u>Other</u>	<u>Other</u>	<u>Other</u>

Training (choose all that apply for this task)

Occupational Safety Courses	Occupational Safety Courses	Occupational Safety Courses	Biological Safety Courses	Biological Safety Courses	Chemical Safety Courses
Radiation Safety Courses	Radiation Safety Courses	Hazardous Waste Courses	Hazardous Waste Courses	Other	Other

Task / Hazards / Controls

<u>Task Steps</u>	<u>Picture</u>	<u>Hazards</u>	<u>Safety controls to reduce or eliminate the hazard</u>
Step 1			
Step 2			
Step 3			
Step 4			
Step 5			
Step 6			